

*What did she say?*



## Reported Speech with Tense Shift (shifting present tense verbs to past tense)

Materials developed by Elise Couper

### Notes:

- Target Structure and Communicative Function: Using reported speech (with tense shift) to repeat essential information/procedures to a colleague or classmate.
- Learners: Learners are adults in a community-based life skills English class. Student proficiency level ranges from literacy to low intermediate. The majority of students is at a high beginning level. For this reason, this lesson will be limited to: present to past tense shift and second person to first person plural pronoun shift. These are the only 'rules' that will be discovered in the highlighting phase.

The students are already familiar with speech balloons; writing two person conversations that include three turns each; using the classroom computers for email; pick-a-card type activities; and field trips. They are also familiar with simple past for regular verbs and irregular verbs 'be', 'have', and modals 'can', and 'will'.


- The Lesson: The background elicitation portion of the lesson will be prompted by a discussion of the overhead transparency of the initial cartoon for the lesson. Students will discuss the events of the cartoon, talk about their experiences being late to an event, and the consequences of late arrival. Several controlled exercises are included to accommodate the lowest level of students.

## Late to Class – Transparency for Background Elicitation

1.



2.



## Language Presentation

1

You can finish Exercise 6 for homework.



???



What did she say?

She said we could finish Exercise 6 for homework.

Thanks.

No problem.

\*\*\*\*\*

2

You have a test on Monday.



???



What did she say?

She said we had a test on Monday.

Anything else?

Yes. She said we would need to bring two pencils.

Thanks.

You're welcome.

3

You will have to park in the garage next week..



???



What did she say?



She said we would have to park in the garage next week.



Thanks for telling me.



No problem.

\*\*\*\*\*

4

You can use the classroom computers for email.



You have to type  
our college  
UserName and  
password first.

???



What did she say?



She said we could use the classroom computers for email.



Great! Anything else?



Yes. She said we had to type our UserName and password first.




Thanks a lot.



You're welcome.

5



???

What did she say?

She said we were going to read the story on page 32.

OK. Anything else?

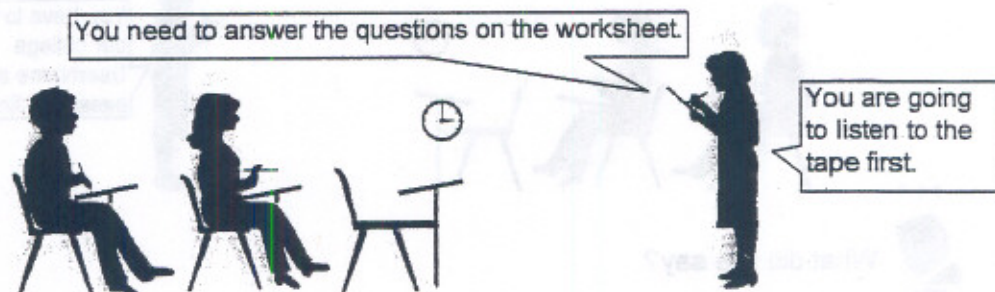
She said we needed to finish before break.

Thanks.

No problem.

\*\*\*\*\*

6



???

What did she say?

She said we needed to answer the questions on the worksheet.

Did she say anything else?









Yes. She said we were going to listen to the tape first.





Thanks.

You're welcome.

## Highlighting

**Directions:** Complete the grid with the words that the students said.

Who said it?	Introductory Phrase	Teacher's Instructions		
		Subject	Verb	Complement
		You	have	a test on Monday.
	She said	we	had	a test on Monday.
teacher		You	have	to type our college UserName and password first.
student	She said	we		to type our college UserName and password first.
teacher		You	can finish	Exercise 6 for homework.
student	She said		could finish	
teacher		You	can use	the classroom computers for email.
student				the classroom computers for email.
teacher		You	will need	to bring two pencils.
student				
teacher		You	will have	to park in the garage next week.
student				

teacher		You	need	to finish before break.
student				
teacher		You	need	to answer the questions on the worksheet.
student				
teacher		You	are going to	listen to the tape first.
student				
teacher		You	are going to	read the story on page 32.
student				

Now write a rule for reporting somebody's instructions:

Change the subject:

**you** to

Change the verb forms:

**have** to \_\_\_\_\_

**can** to \_\_\_\_\_

**will** to \_\_\_\_\_

**need** to \_\_\_\_\_

**are going to** to \_\_\_\_\_

## Controlled Exercise #1

Directions: A student was late to class. He didn't hear the teacher's instructions. Use the highlighting grid to answer the student's questions.

What did she say about Monday?

She said we had a test on Monday.

---

What did she say about our college UserName and password?

---

What did she say about Exercise 6?

---

What did she say about the classroom computers?

---

What did she say about pencils?

---

What did she say about the garage?

---

What did she say about break?

---

What did she say about the worksheet?

---

What did she say about the tape?

---

What did she say about the story?

---

## Controlled Exercise #2

A student was late to class. He didn't hear the teacher's instructions. With your partner, finish the following conversations. Use your answers from Exercise #1. Then practice reading the conversations with your partner.

1

???



I got to class late. What did the teacher say about Monday?



She said we had a test on Monday.



Oh, no! Thanks for telling me.



You're welcome.

\*\*\*\*\*

2

???



What did the teacher say about the garage?



It's really far away.



You're right.

\*\*\*\*\*

3

???



What did the teacher say about the classroom computers?



That's great! Thanks.



No problem.

\*\*\*\*\*

\*\*\*\*\*

4

???



What did the teacher say about Exercise 6?



Good. I'm not finished.



See you next week.



OK. Bye.

\*\*\*\*\*

5

???



What did the teacher say about break?



Uh-oh. I'd better hurry



Me too.

\*\*\*\*\*

6

???



I didn't hear that. What did the teacher say about the story?



Thanks. It looks interesting.




It is. I just started it.

\*\*\*\*\*

### Controlled Exercise #3

1. Directions: Look at the cartoon. Read what the teacher said. Write a conversation between the student who came in late and one of his classmates.



???



I'm late again! What did she say?



She said \_\_\_\_\_



Are you my partner?



Yes.



Great!

2. Directions: Look at the second cartoon. Read what the teacher said. Write a conversation between the student who came in late and his classmate.



What did the teacher say?

\_\_\_\_\_

OK. Did she say anything else?

Yes. \_\_\_\_\_

Thanks a lot.

Sure.

3. Directions: Look at the third cartoon. Read what the teacher said. Write a conversation for the students.

You are going to start working at the computers next week.



You need to bring a floppy disk to class.

???



I didn't hear the teacher. What did she say?

---

That will be fun. Did she say anything else?

---

Thanks a lot.

No problem.

### Semi-Controlled Exercise

Directions: You will work with a partner. Partner A chooses a PINK cartoon. You and your partner will write a conversation for the pink cartoon.

Place the pink cartoon here.

A: What did the teacher say?

B: \_\_\_\_\_.

A: \_\_\_\_\_.

B: \_\_\_\_\_.

\*\*\*\*\*

Directions: You will work with a partner. Partner B chooses a YELLOW cartoon. You and your partner will write a conversation for the yellow cartoon.

Place the yellow cartoon here.

A: What did the teacher say?

B: \_\_\_\_\_.

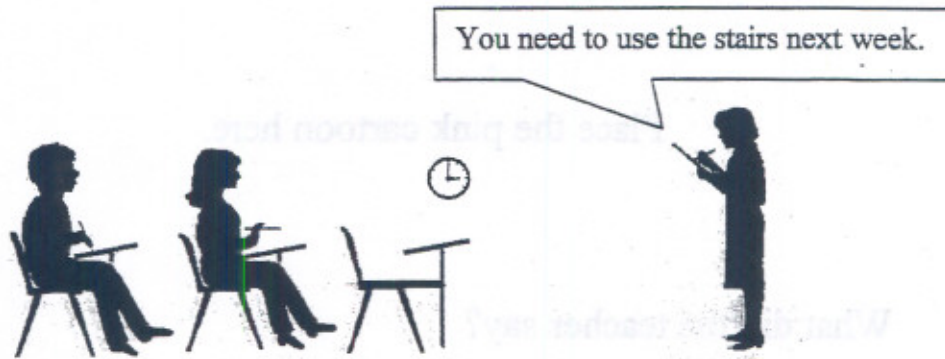
A: \_\_\_\_\_.

B: \_\_\_\_\_.

Semi-Controlled Exercise Pink Cartoons  
(on pink paper)


\*\*\*\*\* ✂

1




\*\*\*\*\* ✂

2



\*\*\*\*\* ✂

3



\*\*\*\*\* ✂

# Semi-Controlled Exercise Yellow Cartoons (on yellow paper)

\*\*\*\*\* ✂

1

You will need money for dictionaries on Wednesday.



\*\*\*\*\* ✂

2

You have to take the CASAS test on Monday.



\*\*\*\*\* ✂

3

You are going to write a story for homework.



\*\*\*\*\* ✂

## Communicative Exercise Teacher Instructions

### Communicative Exercise A

Students who chose yellow cartoons in the semi-controlled exercise will constitute one group; those with pink cartoons will comprise the other. Groups will take staggered breaks. During each break, teacher will give directions – using the verb forms used in the lesson - for completing CASAS (or other test) forms to the remaining students. When those on break return, they must ask their partners to fill them in on any instructions they missed. (See Communicative Exercise student sheet.)

Possible teacher instructions for yellow group (adapt to specific class requirements):

You can use pen or pencil.

You need to write your name where it says, 'Name'.

You are going to write today's date by 'Date'.

Possible teacher instructions for pink group (adapt to specific class):

You have to write GBTC where it says, 'Center'.

You can leave 'Teacher' blank.

You will need to circle A, B, or C.

### Communicative Exercise B

Tell students that they are in class while the teacher is giving instructions for homework. Have them complete the cartoon with the teacher's words. Then have them write a conversation with a classmate who was absent for the instructions.

## Communicative Exercise A

Directions #1: All students who have pink cartoons will take the first break. While they are on break, the teacher, using verb forms used in the lesson, will give instructions for the CASAS (or another) test. When students with pink cartoons return from break, they must find out from a classmate what the teacher said.


Directions #2: All students who have yellow cartoons will take the second break. The teacher will give more test instructions. When students in the yellow group return, they must find out from a classmate what the teacher said.



	FRIEND
	YOU
	FRIEND
	YOU
	FRIEND
	YOU

## Communicative Exercise B

Directions: You are in class but your friend is absent. The teacher is giving instructions for homework. Write the teacher's words in the speech balloon in the cartoon. Then write a conversation you will have with your friend explaining the homework.



**FRIEND** \_\_\_\_\_

**YOU** \_\_\_\_\_

**FRIEND** \_\_\_\_\_





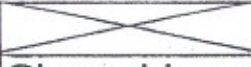

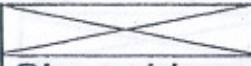

**YOU** \_\_\_\_\_


**FRIEND** \_\_\_\_\_

**YOU** \_\_\_\_\_


## Highlighting Answer Key

**Directions:** Complete the grid with the words that the students said.


Who said it?	Introductory Phrase	Teacher's Instructions		
		Subject	Verb	Complement
		You	have	a test on Monday.
	She said	we	had	a test on Monday.
teacher		You	have	to type our college UserName and password first.
student	She said	we	had	to type our college UserName and password first.
teacher		You	can finish	Exercise 6 for homework.
student	She said	we	could finish	Exercise 6 for homework.
teacher		You	can use	the classroom computers for email.
student	She said	we	could use	the classroom computers for email.
teacher		You	will need	to bring two pencils.
student	She said	we	would need	to bring two pencils.
teacher		You	will have	to park in the garage next week.
student	She said	we	would have	to park in the garage next week.

teacher		You	need	to finish before break.
student	<i>She said</i>	we	<i>needed</i>	<i>to finish before break.</i>


  

teacher		You	need	to answer the questions on the worksheet.
student	<i>She said</i>	we	<i>needed</i>	<i>to answer the questions on the worksheet.</i>

teacher		You	are going to	listen to the tape first.
student	<i>She said</i>	we	<i>were going to</i>	<i>listen to the tape first.</i>

teacher		You	are going to	read the story on page 32.
student	<i>She said</i>	we	<i>were going to</i>	<i>read the story on page 32.</i>

Now write a rule for reporting somebody's instructions:

Change the subject:

**you** to

Change the verb forms:

**have** to had

**can** to could

**will** to would

**need** to needed

**are going to** to were going to

## Controlled Exercise #1 Answer Key

What did she say about Monday?

*She said we had a test on Monday.*

---

What did she say about our college UserName and password?

*She said we had to type our college UserName and password first.*

---

What did she say about Exercise 6?

*She said we could finish Exercise 6 for homework.*

---

What did she say about the classroom computers?

*She said we could use the classroom computers for email.*

---

What did she say about pencils?

*She said we would need to bring two pencils.*

---

What did she say about the garage?

*She said we would have to park in the garage next week.*

---

What did she say about break?

*She said we needed to finish before break.*

---

What did she say about the worksheet?

*She said we needed to answer the questions on the worksheet.*

---

What did she say about the tape?

*She said we were going to listen to the tape first.*

---

What did she say about the story?

*She said we were going to read the story on page 32.*

---

## Controlled Exercise #2 Answer Key

With your partner, use your answers from Exercise #1 to finish the following conversations. Then practice reading the conversations with your partner.

1

I got to class late. What did the teacher say about Monday?

She said we had a test on Monday.

Oh, no! Thanks for telling me.

You're welcome.

\*\*\*\*\*

2

What did the teacher say about the garage?

She said we would have to park in the garage next week.

It's really far away.

You're right.

\*\*\*\*\*

3

What did the teacher say about the classroom computers?

She said we could use the classroom computers for email.

That's great! Thanks.

No problem.

\*\*\*\*\*

\*\*\*\*\*

4

What did the teacher say about Exercise 6?

She said we could finish Exercise 6 for homework.

Good! I'm not finished.

See you next week.

OK. Bye.

\*\*\*\*\*

5

What did the teacher say about break?

She said we needed to finish before break.

Uh-oh. I'd better hurry.

Me too.

\*\*\*\*\*

6

I didn't hear that. What did the teacher say about the story?

She said we were going to read the story on page 32.

Thanks. It looks interesting.

It is. I just started it.

\*\*\*\*\*

### Controlled Exercise #3 Answer Key

1. Directions: Look at the cartoon. Read what the teacher said. Write a conversation between the student who came in late and one of his classmates.

I'm late again! What did she say?

She said we could practice the conversations with a partner.

Are you my partner?

Yes.

Great!

2. Directions: Look at the second cartoon. Read what the teacher said. Write a conversation between the student who came in late and his classmate.

What did the teacher say?

She said we would need to do page 23 for homework.

OK. Did she say anything else?

Yes. She said we had to use a pen, not a pencil.

Thanks a lot.

Sure.

3. Directions: Look at the third cartoon. Read what the teacher said. Write a conversation for the students.

I didn't hear the teacher. What did she say?

She said we were going to start working at the computers next week.

That will be fun. Did she say anything else?

She said we needed to bring a floppy disk to class.

Thanks a lot.

No problem.

## Semi-Controlled Exercise Answer Key

Directions: You will work with a partner. Partner A chooses a PINK cartoon. You and your partner will write a conversation for the pink cartoon.

Place the pink cartoon here.

- A: What did the teacher say?  
B: We needed to use the stairs next week. OR  
We had to be here 15 minutes early. OR  
We could use pencil or pen on the test.  
A: Responses will vary.  
B: Responses will vary.

\*\*\*\*\*

Directions: You will work with a partner. Partner B chooses a YELLOW cartoon. You and your partner will write a conversation for the yellow cartoon.

Place the yellow cartoon here.

- A: What did the teacher say?  
B: We had to take the CASAS on Monday. OR  
We were going to write a story for homework. OR  
We would need money for dictionaries on Wednesday.  
A: Responses will vary.  
B: Responses will vary.

## Communicative Exercise Answer Key

### Communicative Exercise A

Students are not expected to repeat wording exactly. It is hoped that they will use past tense and 'we' in the response: She said *we had* to circle the correct answer' is an acceptable response.

### Communicative Exercise B

Answers will vary.